


INDUSTRIAL DUPLO EXTRA PESADO

INDUSTRIAL DOUBLE EXTRA HEAVY DUTY
INDUSTRIAL DOBLE EXTRA PESADO



PLACA PLATE

SÉRIE DPAX



Giratório
Swivel
Giratoria

Fixo
Rigid
Fija



Código / Code		mm	mm	mm	mm	kg	mm	mm	mm	mm	mm	mm	kg	kg
GDPAX	FDPAX	63 BFS	6"	150	2x70		800	200x200	160x160	17	240	65	19,40	16,60
GDPAX	FDPAX	83 BFS	8"	200	2x70		1000	200x200	160x160	17	290	84	24,20	21,60
GDPAX	FDPAX	103 BFS	10"	250	2x70		1200	200x200	160x160	17	348	68	34,70	31,00
GDPAX	FDPAX	123 BFS	12"	300	2x70		1500	200x200	160x160	17	398	80	39,40	37,90
GDPAX	FDPAX	104 BFS	10"	250	2x100		1600	260x260	220x220	17	365	74	38,50	32,50
GDPAX	FDPAX	124 BFS	12"	300	2x100		2000	260x260	220x220	17	390	74	61,90	55,70



Especial Super Reforçada
Special Super Reinforced / Especial Super Reforzada

GDPAXE	FDPAXE	123 ESY	12"	300	2x70		1800	260x260	220x220	17	410	80	46,40	45,40
GDPAXE	FDPC	124 ESM	12"	300	2x100		2400	260x260	220x220	17	410	80	60,30	53,20



Especial Super Reforçada
Special Super Reinforced / Especial Super Reforzada

GDPAXE	FDPAXE	123 SSY	12"	300	2x70		1800	260x260	220x220	17	410	80	46,40	45,40
GDPAXE	FDPC	124 SSM	12"	300	2x100		2400	260x260	220x220	17	410	80	60,30	53,20




GDPAX	FDPAX	63 CCS	6"	150	2x70		1600	200x200	160x160	17	240	65	14,50	11,80
GDPAX	FDPAX	83 CCS	8"	200	2x70		2000	200x200	160x160	17	290	84	16,90	14,20
GDPAX	FDPAX	124 CCS	12"	300	2x100		3400	260x260	220x220	17	390	74	39,20	33,00

INDUSTRIAL DUPLO EXTRA PESADO

INDUSTRIAL DOUBLE EXTRA HEAVY DUTY

INDUSTRIAL DOBLE EXTRA PESADO

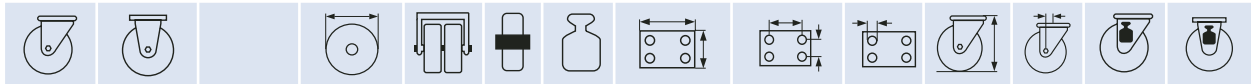


SÉRIE DPAX



Giratório
Swivel
Giratoria

Fixo
Rigid
Fija



Código / Code			mm	mm		kg	mm	mm	mm	mm	mm	mm	kg	kg
GDPAX	FDPAX	63 UFS	6"	150	2x70		2000	200x200	160x160	17	240	65	18,60	15,90
GDPAX	FDPAX	83 UFS	8"	200	2x70		2400	200x200	160x160	17	290	84	23,10	20,50
GDPAX	FDPAX	103 UFS	10"	250	2x70		2600	200x200	160x160	17	348	68	34,20	30,00
GDPAX	FDPAX	123 UFS	12"	300	2x70		2800	200x200	160x160	17	398	80	38,20	36,70
GDPAX	FDPAX	104 UFS	10"	250	2x100		3600	260x260	220x220	17	365	74	37,30	33,40
GDPAX	FDPAX	124 UFS	12"	300	2x100		3800	260x260	220x220	17	390	74	58,70	52,50



Especial Super Reforçada
Special Super Reinforced / Especial Super Reforzada

GDPAXE	FDPAXE	123 UFS	12"	300	2x70		2800	260x260	220x220	17	410	80	40,30	38,70
GDPAXE	FDPAXE	124 UFS	12"	300	2x100		3800	260x260	220x220	17	410	80	58,70	55,00
GDPAXE	FDPAXE	124 USS*	12"	300	2x100		7000	260x260	220x220	17	410	80	62,90	55,10

*Super espessura de 25 mm de poliuretano / Polyurethane ultra thick 25 mm / Super espesor de 25 mm de poliuretano



GDPAX	FDPAX	63 FFS	6"	150	2x70		2000	200x200	160x160	17	240	65	20,40	17,60
GDPAX	FDPAX	83 FFS	8"	200	2x70		2400	200x200	160x160	17	290	84	24,90	22,30
GDPAX	FDPAX	103 FFS	10"	250	2x70		2600	200x200	160x160	17	348	68	34,90	31,30
GDPAX	FDPAX	123 FFS	12"	300	2x70		2800	200x200	160x160	17	398	80	39,80	38,30
GDPAX	FDPAX	84 FFS	8"	200	2x100		2800	260x260	220x220	17	300	80	47,50	42,60
GDPAX	FDPAX	104 FFS	10"	250	2x100		3600	260x260	220x220	17	365	74	50,40	44,00