

# INSTITUCIONAL LEVE

INSTITUCIONAL LIGHT / INSTITUCIONAL LIVIANO

## SÉRIE LT



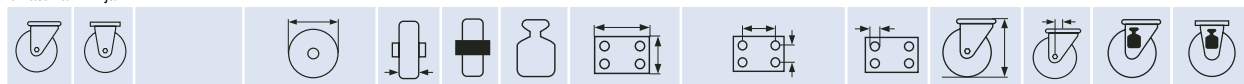
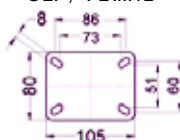
PLACA PLATE



Giratório  
Swivel  
Giratoria

Fixo  
Rigid  
Fija

GLT / FLT..12



Código / Code			mm	mm	kg	mm	mm	mm	mm	mm	kg	kg		
GLT	FLT	412 BPF	4"	100	28		90	105x80	86/73x60/51	8	135	38	0,701	0,665
GLT	FLT	512 BPF	5"	125	28		100	105x80	86/73x60/51	8	160	41	0,815	0,756
GLT	FLT	612 BPF	6"	150	28		125	105x80	86/73x60/51	8	185	54	0,851	0,819



GLT	FLT	412 JPS D	4"	100	32		100	105x80	86/73x60/51	8	135	38	0,651	0,615
GLT	FLT	512 JPS D	5"	125	32		100	105x80	86/73x60/51	8	160	41	0,765	0,706
GLT	FLT	612 JPS D	6"	150	32		100	105x80	86/73x60/51	8	185	54	0,801	0,769



GLT	FLT	412 UPF	4"	100	28		90	105x80	86/73x60/51	8	135	38	0,699	0,663
GLT	FLT	512 UPF	5"	125	28		100	105x80	86/73x60/51	8	160	41	0,814	0,755
GLT	FLT	612 UPF	6"	150	28		125	105x80	86/73x60/51	8	185	54	0,847	0,815

# INSTITUCIONAL LEVE

INSTITUCIONAL LIGHT / INSTITUCIONAL LIVIANO

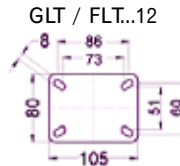


PLACA PLATE

## SÉRIE LT



Giratório Swivel  
Fixo Rigid  
Giratoria Fija



Código / Code		mm	mm	kg	mm	mm	mm	mm	mm	mm	kg	kg		
GLT	FLT	412 PPF	4"	100	32		105	105x80	86/73x60/51	8	135	38	0,676	0,640
GLT	FLT	512 PPF	5"	125	32		125	105x80	86/73x60/51	8	160	41	0,780	0,721
GLT	FLT	612 PPF	6"	150	32		150	105x80	86/73x60/51	8	185	54	0,871	0,839



GLT	FLT	412 NNF	4"	100	32		170	105x80	86/73x60/51	8	135	38	0,711	0,675
GLT	FLT	512 NNF	5"	125	32		170	105x80	86/73x60/51	8	160	41	0,835	0,776
GLT	FLT	612 NNF	6"	150	32		170	105x80	86/73x60/51	8	185	54	0,851	0,819



(-40°C - 250°C)

GLT	FLT	412 NVF	4"	100	32		170	105x80	86/73x60/51	8	135	38	1,461	0,770
-----	-----	---------	----	-----	----	--	-----	--------	-------------	---	-----	----	-------	-------

# INSTITUCIONAL LEVE

INSTITUCIONAL LIGHT / INSTITUCIONAL LIVIANO



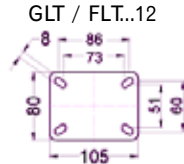
PLACA PLATE

## SÉRIE LT



Giratório  
Swivel  
Giratoria

Fixo  
Rígido  
Fija



Código / Code		mm	mm	kg	mm	mm	mm	mm	mm	mm	kg	kg		
GLT	FLT	412 BEN	4"	100	30		90	105x80	86/73x60/51	8	135	38	0,906	0,870
GLT	FLT	412 BER	4"	100	30		90	105x80	86/73x60/51	8	135	38	0,946	0,910
GLT	FLT	512 BEN	5"	125	30		110	105x80	86/73x60/51	8	160	41	1,130	1,071
GLT	FLT	512 BER	5"	125	30		110	105x80	86/73x60/51	8	160	41	1,170	1,111
GLT	FLT	612 BEN	6"	150	30		140	105x80	86/73x60/51	8	185	54	1,346	1,314
GLT	FLT	612 BER	6"	150	30		140	105x80	86/73x60/51	8	185	54	1,386	1,354



GLT	FLT	412 BIN	4"	100	32		120	105x80	86/73x60/51	8	135	38	0,901	0,865
GLT	FLT	412 BIR	4"	100	32		120	105x80	86/73x60/51	8	135	38	0,946	0,910
GLT	FLT	512 BIN	5"	125	32		150	105x80	86/73x60/51	8	160	41	1,155	1,096
GLT	FLT	512 BIR	5"	125	32		150	105x80	86/73x60/51	8	160	41	1,215	1,156
GLT	FLT	612 BIN	6"	150	32		170	105x80	86/73x60/51	8	185	54	1,361	1,329
GLT	FLT	612 BIR	6"	150	32		170	105x80	86/73x60/51	8	185	54	1,406	1,374

# INSTITUCIONAL LEVE

INSTITUCIONAL LIGHT / INSTITUCIONAL LIVIANO



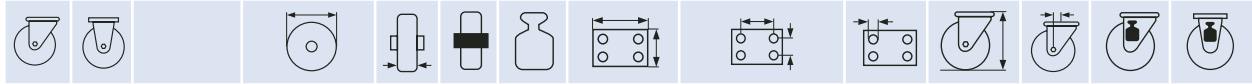
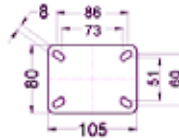
PLACA PLATE

## SÉRIE LT



Giratório Swivel  
Fixo Rigid  
Giratoria Fija

GLT / FLT..12



Código / Code			mm	mm	kg	mm	mm	mm	mm	mm	kg	kg	
GLT	FLT	412 ZIN	4"	100	32	120	105x80	86/73x60/51	8	135	38	0,914	0,878
GLT	FLT	412 ZIR	4"	100	32	120	105x80	86/73x60/51	8	135	38	0,961	0,925
GLT	FLT	512 ZIN	5"	125	32	150	105x80	86/73x60/51	8	160	41	1,760	1,117
GLT	FLT	512 ZIR	5"	125	32	150	105x80	86/73x60/51	8	160	41	1,231	1,172
GLT	FLT	612 ZIN	6"	150	32	170	105x80	86/73x60/51	8	185	54	1,388	1,356
GLT	FLT	612 ZIR	6"	150	32	170	105x80	86/73x60/51	8	185	54	1,436	1,404



GLT	FLT	412 ZEN	4"	100	30	90	105x80	86/73x60/51	8	135	38	0,906	0,870
GLT	FLT	412 ZER	4"	100	30	90	105x80	86/73x60/51	8	135	38	0,946	0,910
GLT	FLT	512 ZEN	5"	125	30	110	105x80	86/73x60/51	8	160	41	1,130	1,071
GLT	FLT	512 ZER	5"	125	30	110	105x80	86/73x60/51	8	160	41	1,170	1,101
GLT	FLT	612 ZEN	6"	150	30	140	105x80	86/73x60/51	8	185	54	1,346	1,314
GLT	FLT	612 ZER	6"	150	30	140	105x80	86/73x60/51	8	185	54	1,386	1,354

# INDUSTRIAL LEVE

INDUSTRIAL LIGHT / INDUSTRIAL LIVIANO

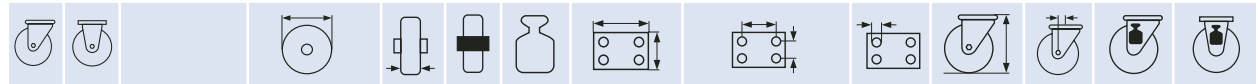
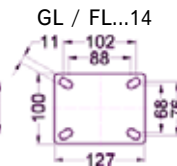
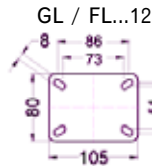
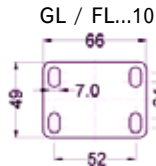
## SÉRIE L



Giratório  
Swivel  
Giratoria



Fixo  
Rigid  
Fija



Código / Code			mm	mm	mm	kg	mm	mm	mm	mm	mm	kg	kg	
GL	FL	210 BPF	2"	50	22		45	66x49	52x24/35	7	70	24	0,230	0,165
GL	FL	210 BPX	2"	50	22		45	66x49	52x24/35	7	70	24	0,230	0,165
GL	FL	310 BPF	3"	75	22		60	66x49	52x24/35	7	97	25,5	0,285	0,211
GL	FL	310 BPX	3"	75	22		60	66x49	52x24/35	7	97	25,5	0,285	0,211
GL	FL	412 BPF	4"	100	28		90	105x80	86/73x60/51	8	131	28	0,701	0,665
GL	FL	512 BPF	5"	125	28		100	105x80	86/73x60/51	8	157	36	0,815	0,756
GL	FL	612 BPF	6"	150	28		125	105x80	86/73x60/51	8	174	49	0,851	0,819
GL	FL	414 BPN	4"	100	38		125	127x100	102/88x76/68	11	132	45	0,783	0,647
GL	FL	414 BPE	4"	100	38		125	127x100	102/88x76/68	11	132	45	0,825	0,689
GL	FL	514 BPN	5"	125	38		150	127x100	102/88x76/68	11	153	45	1,148	0,702
GL	FL	514 BPE	5"	125	38		150	127x100	102/88x76/68	11	153	45	1,193	0,747
GL	FL	614 BPN	6"	150	38		165	127x100	102/88x76/68	11	179	45	1,226	0,898
GL	FL	614 BPE	6"	150	38		165	127x100	102/88x76/68	11	179	45	1,281	0,953



GL	FL	312 BPC	3"	75	30		80	105x80	86/73x60/51	8	100	28	-	-
GL	FL	312 BPS	3"	75	30		80	105x80	86/73x60/51	8	100	28	0,616	0,351

# INDUSTRIAL LEVE

INDUSTRIAL LIGHT / INDUSTRIAL LIVIANO

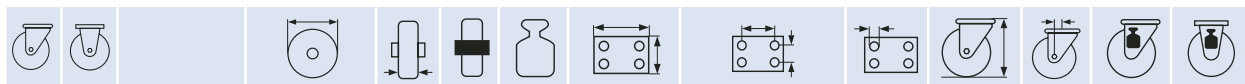
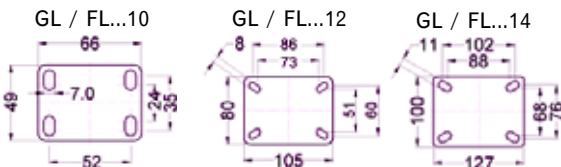
## SÉRIE L



PLACA PLATE



Giratório Swivel Giratoria  
Fixo Rigid Fija



Código / Code			mm	mm	mm	kg	mm	mm	mm	mm	mm	kg	kg	
GL	FL	210 UPF	2"	50	22		45	66x49	52x24/35	7	70	23	0,230	0,165
GL	FL	210 UPX	2"	50	22		45	66x49	52x24/35	7	70	23	0,230	0,165
GL	FL	310 UPF	3"	75	22		60	66x49	52x24/35	7	97	24,5	0,285	0,211
GL	FL	310 UPX	3"	75	22		60	66x49	52x24/35	7	97	24,5	0,285	0,211
GL	FL	412 UPF	4"	100	28		90	105x80	86/73x60/51	8	131	28	0,699	0,663
GL	FL	512 UPF	5"	125	28		100	105x80	86/73x60/51	8	157	36	0,814	0,755
GL	FL	612 UPF	6"	150	28		125	105x80	86/73x60/51	8	174	49	0,847	0,815
GL	FL	414 UPN	4"	100	38		125	127x100	102/88x76/68	11	132	45	0,780	0,644
GL	FL	414 UPE	4"	100	38		125	127x100	102/88x76/68	11	132	45	0,825	0,689
GL	FL	514 UPN	5"	125	38		150	127x100	102/88x76/68	11	153	45	1,148	0,702
GL	FL	514 UPE	5"	125	38		150	127x100	102/88x76/68	11	153	45	1,193	0,747
GL	FL	614 UPN	6"	150	38		165	127x100	102/88x76/68	11	179	45	1,216	0,888
GL	FL	614 UPE	6"	150	38		165	127x100	102/88x76/68	11	179	45	1,261	0,933



GL	FL	312 UPC	3"	75	30		80	105x80	86/73x60/51	8	100	28	-	-
GL	FL	312 UPS	3"	75	30		80	105x80	86/73x60/51	8	100	28	0,621	0,355



GL	FL	210 PPF	2"	50	20		50	66x49	52x24/35	7	70	23	0,220	0,155
GL	FL	210 PPX	2"	50	20		50	66x49	52x24/35	7	70	23	0,220	0,155
GL	FL	310 PPF	3"	75	22		70	66x49	52x24/35	7	97	24,5	0,264	0,191
GL	FL	310 PPX	3"	75	22		70	66x49	52x24/35	7	97	24,5	0,264	0,191
GL	FL	312 PPF	3"	75	32		90	105x80	86/73x60/51	8	100	28	0,566	0,300
GL	FL	412 PPF	4"	100	32		105	105x80	86/73x60/51	8	131	28	0,676	0,640
GL	FL	512 PPF	5"	125	32		125	105x80	86/73x60/51	8	157	36	0,780	0,721
GL	FL	612 PPF	6"	150	32		150	105x80	86/73x60/51	8	174	49	0,871	0,839

# INDUSTRIAL LEVE

INDUSTRIAL LIGHT / INDUSTRIAL LIVIANO

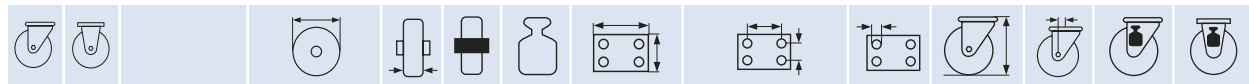
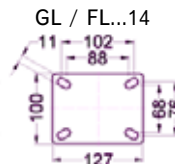
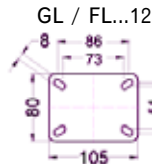
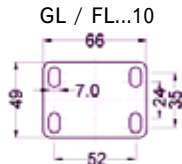
## SÉRIE L



Giratório  
Swivel  
Giratoria



JP



Código / Code				mm	mm	kg	mm	mm	mm	mm	mm	kg	kg	
GL	FL	312 JPS D	3"	75	25		75	105x80	86/73x60/51	8	100	28	0,591	0,325
GL	FL	412 JPS D	4"	100	32		100	105x80	86/73x60/51	8	131	28	0,765	0,729
GL	FL	512 JPS D	5"	125	32		100	105x80	86/73x60/51	8	157	36	0,910	0,851
GL	FL	612 JPS D	6"	150	32		100	105x80	86/73x60/51	8	174	49	0,976	0,964



GT

GL	FL	210 GTF	2"	50	22		45	66x49	52x24/35	7	70	24	0,135	0,170
GL	FL	310 GTF	3"	50	22		60	66x49	52x24/35	7	97	25,5	0,310	0,236



NN

GL	FL	210 NNF	2"	50	20		80	66x49	52x24/35	7	70	24	0,230	0,165
GL	FL	210 NNX	2"	50	20		80	66x49	52x24/35	7	70	24	0,230	0,165
GL	FL	310 NNF	3"	75	22		80	66x49	52x24/35	7	97	25,5	0,285	0,211
GL	FL	310 NNX	3"	75	22		80	66x49	52x24/35	7	97	25,5	0,285	0,211
GL	FL	312 NNF	3"	75	32		150	105x80	86/73x60/51	8	100	28	0,591	0,325
GL	FL	412 NNF	4"	100	32		170	105x80	86/73x60/51	8	131	28	0,711	0,675
GL	FL	512 NNF	5"	125	32		170	105x80	86/73x60/51	8	157	36	0,835	0,776
GL	FL	612 NNF	6"	150	32		170	105x80	86/73x60/51	8	174	49	0,966	0,934
GL	FL	414 NNF	4"	100	36		200	127x100	102/88x76/68	11	132	45	0,712	0,576
GL	FL	514 NNF	5"	125	40		300	127x100	102/88x76/68	11	153	45	1,131	0,685

# INDUSTRIAL LEVE

INDUSTRIAL LIGHT / INDUSTRIAL LIVIANO

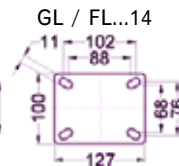
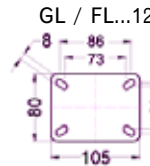
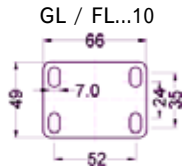


PLACA PLATE

## SÉRIE L



Giratório Fixo  
Swivel Rigid  
Giratoria Fija



Código / Code		mm	mm	kg	mm	mm	mm	mm	mm	kg	kg
---------------	--	----	----	----	----	----	----	----	----	----	----

GL	FL	414 NPE	4"	100	38		125	127x100	102/88X76/68	11	132	45	0,825	0,689
GL	FL	514 NPE	5"	125	38		150	127x100	102/88X76/68	11	153	45	1,193	0,747
GL	FL	614 NPE	6"	150	38		165	127x100	102/88X76/68	11	179	45	1,261	0,933



(-40° ◀ ▶ +250°C)

GL	FL	312 NVF	3"	75	32		170	105x80	86/73x60/51	8	100	28	0,961	0,695
GL	FL	412 NVF	4"	100	32		170	105x80	86/73x60/51	8	131	28	1,461	0,770



GL	FL	210 CCF	2"	50	20		80	66x49	52x24/35	7	70	24	0,245	0,180
GL	FL	210 CCX	2"	50	20		80	66x49	52x24/35	7	70	24	0,245	0,180
GL	FL	310 CCF	3"	75	22		80	66x49	52x24/35	7	97	25,5	0,300	0,226
GL	FL	310 CCX	3"	75	22		80	66x49	52x24/35	7	97	25,5	0,300	0,226
GL	FL	312 CCF	3"	75	32		150	105x80	86/73x60/51	8	100	28	0,651	0,385
GL	FL	414 CCF	4"	100	38		200	127x100	102/88x76/68	11	132	45	0,900	0,764
GL	FL	514 CCF	5"	125	38		300	127x100	102/88x76/68	11	153	45	1,393	0,947



GL	FL	414 VPF	4"	100	35		75	127x100	102/88x76/68	11	132	45	0,841	0,705
GL	FL	514 VPF	5"	125	37		100	127x100	102/88x76/68	11	153	45	1,294	0,848



# INDUSTRIAL LEVE

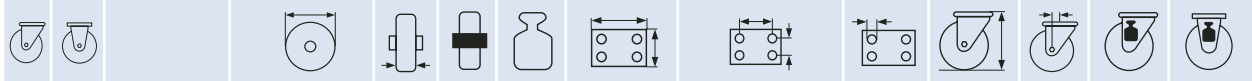
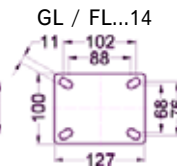
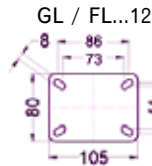
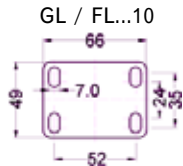
INDUSTRIAL LIGHT / INDUSTRIAL LIVIANO

## SÉRIE L



**BE**

Giratório Fixo  
Swivel Rigid  
Giratoria Fija



Código / Code			mm	mm	kg	mm	mm	mm	mm	mm	kg	kg		
GL	FL	412 BEN	4"	100	30		90	105x80	86/73x60/51	8	131	28	0,906	0,870
GL	FL	412 BER	4"	100	30		90	105x80	86/73x60/51	8	131	28	0,946	0,910
GL	FL	512 BEN	5"	125	30		110	105x80	86/73x60/51	8	157	36	1,130	1,071
GL	FL	512 BER	5"	125	30		110	105x80	86/73x60/51	8	157	36	1,170	1,111
GL	FL	612 BEN	6"	150	30		140	105x80	86/73x60/51	8	174	49	1,346	1,314
GL	FL	612 BER	6"	150	30		140	105x80	86/73x60/51	8	174	49	1,386	1,354



**BI**

GL	FL	210 BIF	2"	50	22		50	66x49	52x24/35	7	72	24	0,260	0,195
GL	FL	210 BIX	2"	50	22		50	66x49	52x24/35	7	72	24	0,260	0,195
GL	FL	310 BIF	3"	75	22		60	66x49	52x24/35	7	99	25,5	0,340	0,266
GL	FL	310 BIX	3"	75	22		60	66x49	52x24/35	7	99	25,5	0,340	0,266
GL	FL	410 BIF	4"	100	22		70	66x49	52x24/35	7	120	38	0,400	0,290
GL	FL	312 BIF	3"	75	32		90	105x80	86/73x60/51	8	100	28	0,706	0,440
GL	FL	312 BIR	3"	75	32		90	105x80	86/73x60/51	8	100	28	0,746	0,485

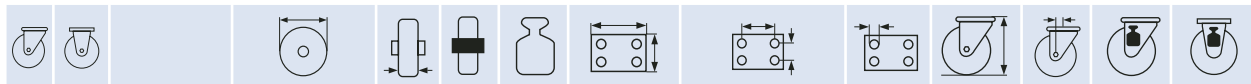
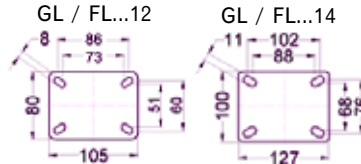
# INDUSTRIAL LEVE

INDUSTRIAL LIGHT / INDUSTRIAL LIVIANO

## SÉRIE L



Giratório Swivel  
Fixo Rigid  
Giratoria Fija



Código / Code			mm	mm	kg	mm	mm	mm	mm	mm	kg	kg		
GL	FL	412 BIN	4"	100	32		120	105x80	86/73x60/51	8	131	28	0,901	0,865
GL	FL	412 BIR	4"	100	32		120	105x80	86/73x60/51	8	131	28	0,946	0,910
GL	FL	512 BIN	5"	125	32		150	105x80	86/73x60/51	8	157	36	1,155	1,096
GL	FL	512 BIR	5"	125	32		150	105x80	86/73x60/51	8	157	36	1,215	1,156
GL	FL	612 BIN	6"	150	32		170	105x80	86/73x60/51	8	174	49	1,361	1,329
GL	FL	612 BIR	6"	150	32		170	105x80	86/73x60/51	8	174	49	1,406	1,374
GL	FL	414 BIN	4"	100	38		150	127x100	102/88x76/68	11	132	45	0,995	0,859
GL	FL	414 BIR	4"	100	38		150	127x100	102/88x76/68	11	132	45	1,035	0,899
GL	FL	514 BIN	5"	125	38		175	127x100	102/88x76/68	11	153	45	1,518	1,072
GL	FL	514 BIR	5"	125	38		175	127x100	102/88x76/68	11	153	45	1,563	1,117
GL	FL	614 BIN	6"	150	38		200	127x100	102/88x76/68	11	179	45	1,791	1,463
GL	FL	614 BIR	6"	150	38		200	127x100	102/88x76/68	11	179	45	1,821	1,493



GL	FL	412 ZIN	4"	100	32		120	105x80	86/73x60/51	8	131	28	0,914	0,878
GL	FL	412 ZIR	4"	100	32		120	105x80	86/73x60/51	8	131	28	0,961	0,925
GL	FL	512 ZIN	5"	125	32		150	105x80	86/73x60/51	8	157	36	1,176	1,117
GL	FL	512 ZIR	5"	125	32		150	105x80	86/73x60/51	8	157	36	1,231	1,172
GL	FL	612 ZIN	6"	150	32		170	105x80	86/73x60/51	8	174	49	1,388	1,356
GL	FL	612 ZIR	6"	150	32		170	105x80	86/73x60/51	8	174	49	1,436	1,404
GL	FL	414 ZIN	4"	100	38		150	127x100	102/88x76/68	11	132	45	1,011	0,875
GL	FL	414 ZIR	4"	100	38		150	127x100	102/88x76/68	11	132	45	1,058	0,922
GL	FL	514 ZIN	5"	125	38		175	127x100	102/88x76/68	11	153	45	1,543	1,097
GL	FL	514 ZIR	5"	125	38		175	127x100	102/88x76/68	11	153	45	1,589	1,143
GL	FL	614 ZIN	6"	150	38		200	127x100	102/88x76/68	11	179	45	1,825	1,497
GL	FL	614 ZIR	6"	150	38		200	127x100	102/88x76/68	11	179	45	1,856	1,528

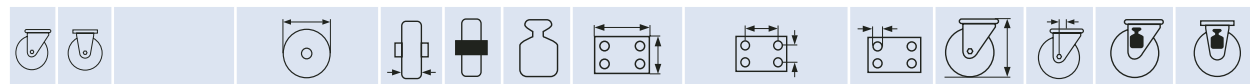
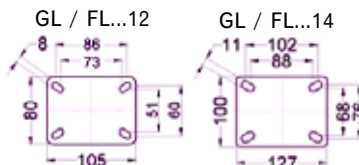
# INDUSTRIAL LEVE

INDUSTRIAL LIGHT / INDUSTRIAL LIVIANO

## SÉRIE L



Giratório Swivel  
Fixo Rigid  
Giratoria Fija



Código / Code			mm	mm	kg	mm	mm	mm	mm	mm	kg	kg	
GL	FL	412 ZIN	4"	100	32	120	105x80	86/73x60/51	8	131	28	0,914	0,878
GL	FL	412 ZIR	4"	100	32	120	105x80	86/73x60/51	8	131	28	0,961	0,925
GL	FL	512 ZIN	5"	125	32	150	105x80	86/73x60/51	8	157	36	1,176	1,117
GL	FL	512 ZIR	5"	125	32	150	105x80	86/73x60/51	8	157	36	1,231	1,172
GL	FL	612 ZIN	6"	150	32	170	105x80	86/73x60/51	8	174	49	1,388	1,356
GL	FL	612 ZIR	6"	150	32	170	105x80	86/73x60/51	8	174	49	1,436	1,404
GL	FL	414 ZIN	4"	100	38	150	127x100	102/88x76/68	11	132	45	1,011	0,875
GL	FL	414 ZIR	4"	100	38	150	127x100	102/88x76/68	11	132	45	1,058	0,922
GL	FL	514 ZIN	5"	125	38	175	127x100	102/88x76/68	11	153	45	1,543	1,097
GL	FL	514 ZIR	5"	125	38	175	127x100	102/88x76/68	11	153	45	1,589	1,143
GL	FL	614 ZIN	6"	150	38	200	127x100	102/88x76/68	11	179	45	1,825	1,497
GL	FL	614 ZIR	6"	150	38	200	127x100	102/88x76/68	11	179	45	1,856	1,528

# INDUSTRIAL LEVE

INDUSTRIAL LIGHT / INDUSTRIAL LIVIANO

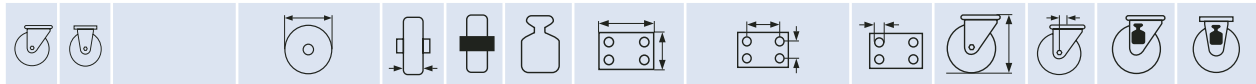
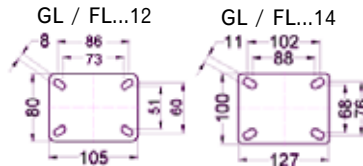
## SÉRIE L



PLACA PLATE



Giratório Fixo  
Swivel Rigid  
Giratoria Fija



Código / Code			mm	mm	kg	mm	mm	mm	mm	mm	kg	kg		
GL	FL	412 ZEN	4"	100	30	■	90	105x80	86/73x60/51	8	131	28	0,906	0,870
GL	FL	412 ZER	4"	100	30	▨	90	105x80	86/73x60/51	8	131	28	0,946	0,910
GL	FL	512 ZEN	5"	125	30	■	110	105x80	86/73x60/51	8	157	36	1,130	1,071
GL	FL	512 ZER	5"	125	30	▨	110	105x80	86/73x60/51	8	157	36	1,170	1,111
GL	FL	612 ZEN	6"	150	30	■	140	105x80	86/73x60/51	8	174	49	1,346	1,314
GL	FL	612 ZER	6"	150	30	▨	140	105x80	86/73x60/51	8	174	49	1,386	1,354



GL	FL	312 BFN	3"	75	32	■	90	105x80	86/73x60/51	8	100	28	0,901	0,625
GL	FL	312 BFL	3"	75	32	▨	90	105x80	86/73x60/51	8	100	28	0,946	0,690
GL	FL	312 BFS	3"	75	32	⊙	90	105x80	86/73x60/51	8	100	28	0,935	0,681
GL	FL	414 BFN	4"	100	38	■	150	127x100	102/88x76/68	11	132	45	1,445	1,269
GL	FL	414 BFL	4"	100	38	▨	150	127x100	102/88x76/68	11	132	45	1,750	1,614
GL	FL	414 BFS	4"	100	38	⊙	150	127x100	102/88x76/68	11	132	45	1,579	1,443
GL	FL	514 BFN	5"	125	38	■	175	127x100	102/88x76/68	11	153	45	2,078	1,632
GL	FL	514 BFL	5"	125	38	▨	175	127x100	102/88x76/68	11	153	45	2,087	1,641
GL	FL	514 BFS	5"	125	38	⊙	175	127x100	102/88x76/68	11	153	45	2,225	1,779
GL	FL	614 BFN	6"	150	38	■	200	127x100	102/88x76/68	11	179	45	2,311	1,983
GL	FL	614 BFL	6"	150	38	▨	200	127x100	102/88x76/68	11	179	45	2,761	2,433
GL	FL	614 BFS	6"	150	38	⊙	200	127x100	102/88x76/68	11	179	45	2,899	2,571

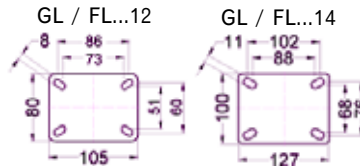
# INDUSTRIAL LEVE

INDUSTRIAL LIGHT / INDUSTRIAL LIVIANO

## SÉRIE L



Giratório Fixo  
Swivel Rigid  
Giratoria Fija



Código / Code			mm	mm	mm	kg	mm	mm	mm	mm	mm	kg	kg	
GL	FL	312 UFN	3"	75	32		170	105x80	86/73x60/51	8	100	28	0,891	0,625
GL	FL	312 UFL	3"	75	32		170	105x80	86/73x60/51	8	100	28	0,936	0,680
GL	FL	312 UFS	3"	75	32		170	105x80	86/73x60/51	8	100	28	0,925	0,678
GL	FL	414 UFN	4"	100	38		300	127x100	102/88x76/68	11	132	45	1,430	1,294
GL	FL	414 UFL	4"	100	38		300	127x100	102/88x76/68	11	132	45	1,630	1,494
GL	FL	414 UFS	4"	100	38		300	127x100	102/88x76/68	11	132	45	1,625	1,489
GL	FL	514 UFN	5"	125	38		300	127x100	102/88x76/68	11	153	45	2,003	1,557
GL	FL	514 UFL	5"	125	38		300	127x100	102/88x76/68	11	153	45	1,998	1,552
GL	FL	514 UFS	5"	125	38		300	127x100	102/88x76/68	11	153	45	2,173	1,727
GL	FL	614 UFN	6"	150	38		300	127x100	102/88x76/68	11	179	45	2,666	2,338
GL	FL	614 UFL	6"	150	38		300	127x100	102/88x76/68	11	179	45	2,671	2,343
GL	FL	614 UFS	6"	150	38		300	127x100	102/88x76/68	11	179	45	2,809	2,481



GL	FL	210 FFF	2"	50	20		80	66x49	52x24/35	7	70	24	0,250	0,285
GL	FL	210 FFX	2"	50	20		80	66x49	52x24/35	7	70	24	0,250	0,285
GL	FL	312 FFN	3"	75	32		170	105x80	86/73x60/51	8	100	28	0,961	0,695
GL	FL	312 FFZ	3"	75	32		170	105x80	86/73x60/51	8	100	28	1,010	0,738
GL	FL	414 FFN	4"	100	38		300	127x100	102/88x76/68	11	132	45	1,558	1,422
GL	FL	414 FFZ	4"	100	38		300	127x100	102/88x76/68	11	132	45	1,608	1,472
GL	FL	514 FFN	5"	125	38		300	127x100	102/88x76/68	11	153	45	2,098	1,652
GL	FL	514 FFZ	5"	125	38		300	127x100	102/88x76/68	11	153	45	2,148	1,702